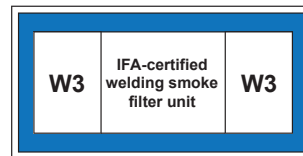



WeldFil

Art. No.: 34 130



Applications

- High levels of smoke and dust
- Training centres and robotic welding lines
- Laser, plasma and flame cutting systems
- Can be installed outdoors
- Welding and grinding shops

Benefits


- Contamination-free dust collection due to compressed air fixation of dust collection containers
- Uninterrupted continuous operation due to automatic differential pressure-controlled filter cleaning
- Little noise emission due to a low noise level
- Expandable due to simple modular construction
- Considerable energy cost savings by using the automatic extraction volume control
- Convenient operation due to intelligent control via touch screen with diagnostic system
- Flexible integration of the control system into third-party systems such as cutting equipment due to potential-free contacts
- Best health protection for employees by use of KemTex® ePTFE cartridges with surface filtration

Properties

- Automatic filter cleaning, pressure-controlled
- Control via touch screen
- KemTex® ePTFE filter cartridges
- Dust collection container with pneumatic lifting device
- Modular design
- Automatic extraction volume control (optional)

Accessories

- Automatic dust disposal - DustEvac
- Automatic extraction volume control
- External On/Off
- Fleet management, remote maintenance and pre-noise maintenance using autarkic networking via mobile radio to the KEMPER cloud
- Spark separator – SparkTrap
- Weatherproof housing for outdoor installation



Technical Data

Filter

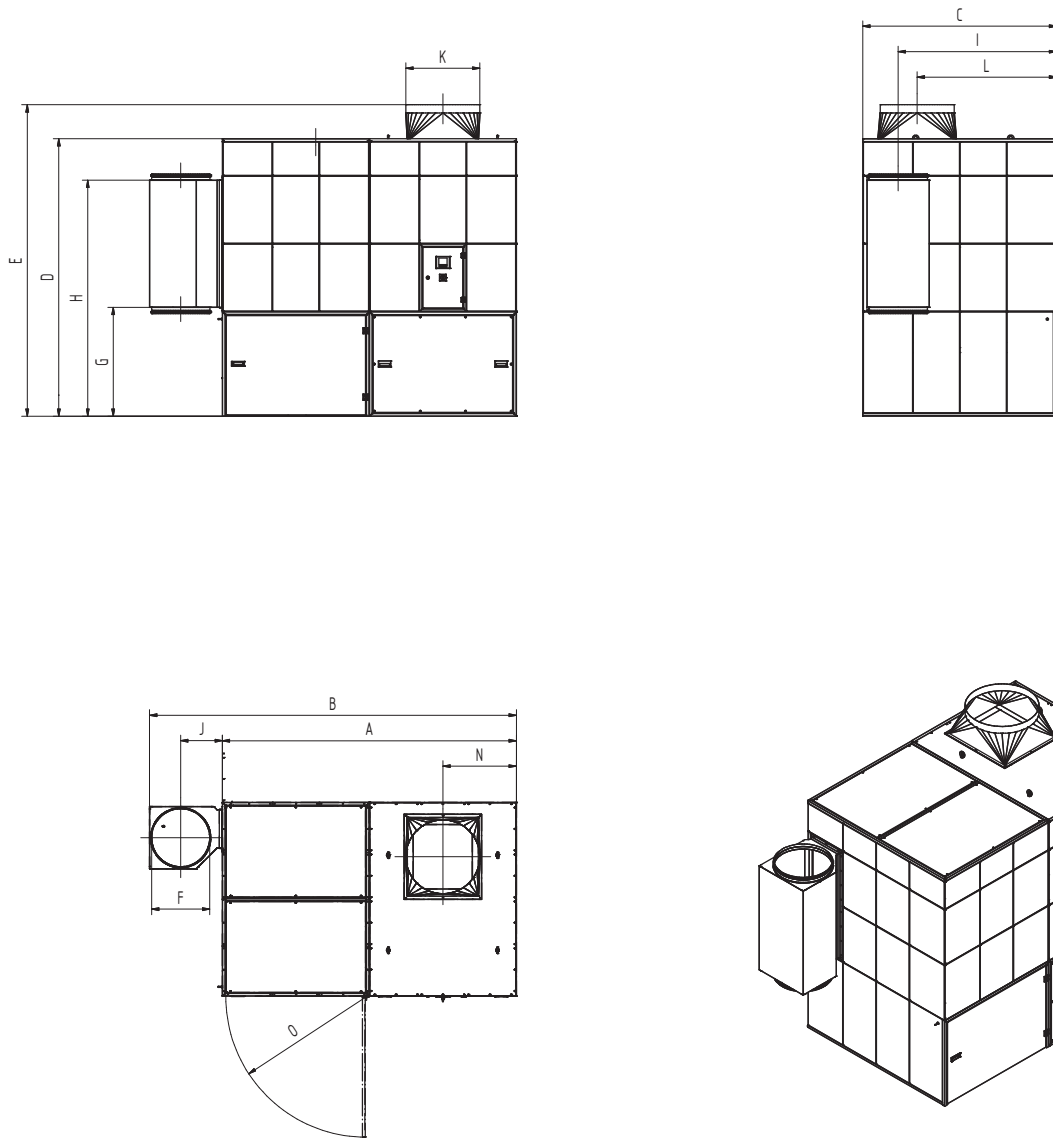
Filter stages	1
Filter method	Cleanable filter
Filter cleaning method	Rotating nozzle
Filter surface	20 m ²
Number filter elements	9
Filter surface total	180 m ²
Type of filter	Filter cartridge
Filter material	ePTFE membrane
Filter efficiency	> 99.99 %
Dust classification	M

Basic data

Extraction capacity	9000 - 12960 m ³ /h
Vacuum	2250 - 1500 Pa
Max. pressure increase	2500
Weight	1600 kg
Motor power	11 kW
Power supply	3 x 400 V / 50 Hz
Rated current	20.6 A
Noise level	65 dB(A)

Additional information

Fan type	Radial fan, belt driven
Compressed air supply	5 - 6 bar
Air outlet	710 mm
Air intake	560 mm
Capacity Dust collection container	192 l



Technical Data

Dimensions

A	2826 mm
B	3526 mm
C	1864 mm
D	2670 mm
E	3020 mm
F	560 mm
G	1047 mm
H	2271 mm
I	1524 mm
J	400 mm
K	710 mm
L	1341 mm
N	707 mm
O	1347 mm

The shown transition pieces are optional

Pressure-volume graph

- Fan characteristic curve
- Working pressure increase
- ▨ Recommended Use

