

# PlasmaFil Pro

Art. No.: 32 40 18



## Applications

- High levels of smoke and dust
- Welding and grinding shops
- Training centres and robotic welding lines
- Laser, plasma and flame cutting systems
- Can be installed outdoors

## Benefits

- Contamination-free dust collection due to compressed air fixation of dust collection containers
- Uninterrupted continuous operation due to automatic differential pressure-controlled filter cleaning
- Little noise emission due to a low noise level
- Quick and simple set up, delivered ready to plug in with forklift pockets and lifting eyes \*1
- Considerable energy cost savings by using the automatic extraction volume control
- Convenient operation due to intelligent control via touch screen with diagnostic system
- Best health protection for employees by use of KemTex® ePTFE cartridges with surface filtration
- Recirculation is possible even when using chrome-nickel steel thanks to W3 certification

## Properties

- KemTex® ePTFE filter cartridges
- Automatic filter cleaning on required basis
- Highly effective and uniform filter cleaning by means of rotary nozzle
- Control via compact touch information display
- Low noise emissions thanks to extremely low noise level
- Quick and easy installation thanks to user-friendly preparation
- Low space requirement due to compact design

## Accessories

- Dosing unit for pre-coating the filter cartridges
- Automatic extraction volume control
- Fleet management, remote maintenance and pre-noise maintenance using autarkic networking via mobile radio to the KEMPER cloud
- Automatic start-stop
- Weatherproof housing for outdoor installation



## Technical Data

### Filter

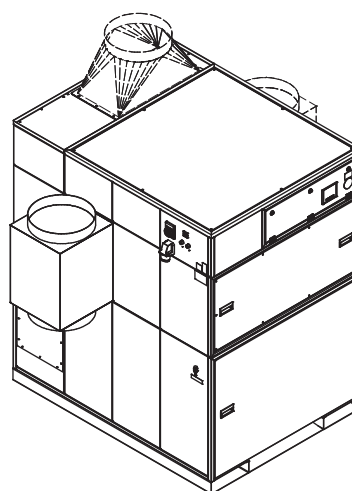
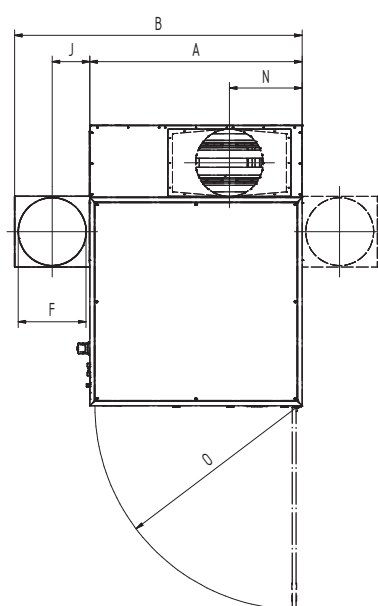
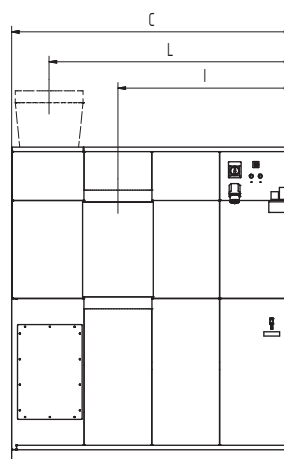
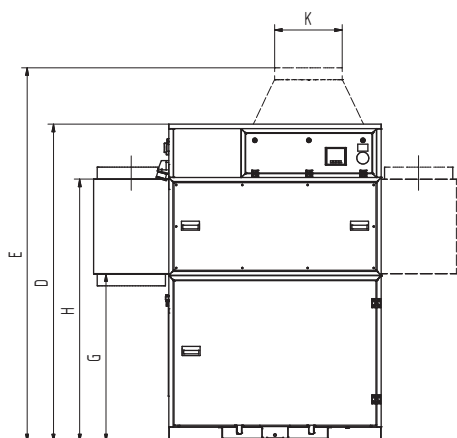
|                        |                   |
|------------------------|-------------------|
| Filter stages          | 1                 |
| Filter method          | Cleanable filter  |
| Filter cleaning method | Rotating nozzle   |
| Filter surface         | 10 m <sup>2</sup> |
| Number filter elements | 8                 |
| Filter surface total   | 80 m <sup>2</sup> |
| Type of filter         | Filter cartridge  |
| Filter material        | ePTFE membrane    |
| Filter efficiency      | > 99.99 %         |
| Dust classification    | M                 |

### Basic data

|                     |                               |
|---------------------|-------------------------------|
| Extraction capacity | 2750 - 3960 m <sup>3</sup> /h |
| Vacuum              | 2700 - 2050 Pa                |
| Weight              | 650 kg                        |
| Motor power         | 4 kW                          |
| Power supply        | 3 x 400 V / 50 Hz             |
| Rated current       | 7.8 A                         |
| Noise level         | 65 dB(A)                      |

### Additional information

|                                    |                         |
|------------------------------------|-------------------------|
| Fan type                           | Radial fan, belt driven |
| Compressed air supply              | 5 - 6 bar               |
| Air outlet                         | 355 mm                  |
| Air intake                         | 355 mm                  |
| Capacity Dust collection container | 192 l                   |



## Technical Data

### Dimensions

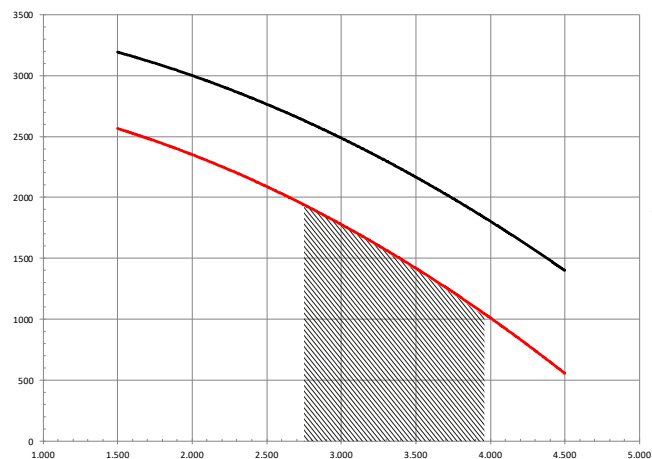
|   |         |
|---|---------|
| A | 1413 mm |
| B | 1853 mm |
| C | 1864 mm |
| D | 2110 mm |
| E | 2510 mm |
| F | 355 mm  |
| G | 1146 mm |
| H | 1716 mm |
| I | 1157 mm |
| J | 225 mm  |
| K | 355 mm  |
| L | 1616 mm |
| N | 484 mm  |
| O | 1347 mm |

The shown transition pieces are optional

# Pressure-volume graph

- Fan characteristic curve
- Working pressure increase
- ▨ Recommended Use

$$\frac{\Delta P_{s\,tat.}}{Pa}$$



$$\vec{v} / m^3/h$$